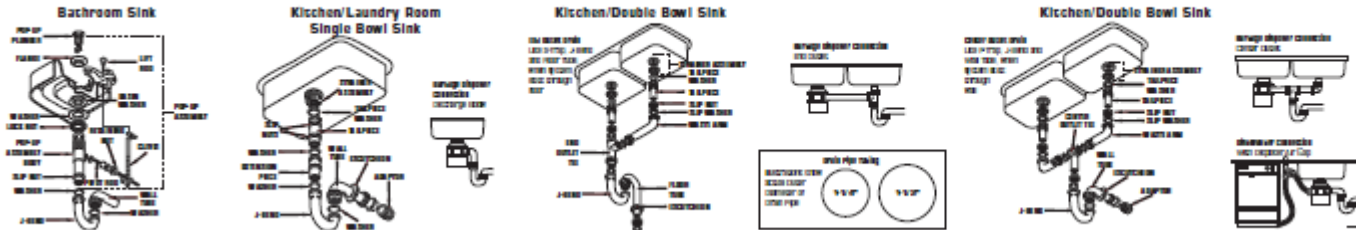




# Lincoln Products Merchandising

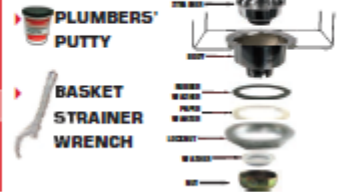
## Category Headers

### DRAIN INSTALLATION



GENUINE SOLUTIONS

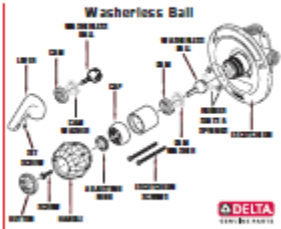
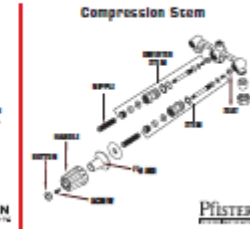
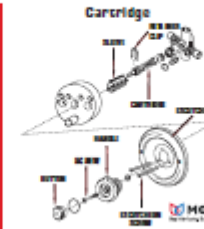
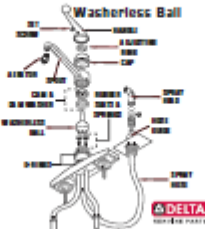
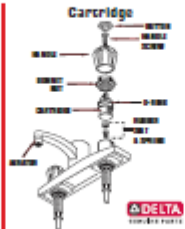
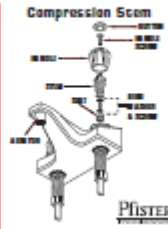
Installation of a Basket Strainer Requires:



### FAUCET REPAIR GUIDE

#### Troubleshooting & Solutions

PROBLEM	REPAIR SOLUTION
<b>FAUCET LEAKS FROM SPIND</b> ▶ COMPRESSION STEM ▶ CARTRIDGE ▶ WASHERLESS BALL	REPLACE STEM, O-RING REPLACE CARTRIDGE REPLACE BALL, BALL SPRING
<b>FAUCET LEAKS FROM HANDLE</b> ▶ COMPRESSION STEM ▶ CARTRIDGE ▶ WASHERLESS BALL	REPLACE STEM OR O-RING REPLACE CARTRIDGE OR O-RING TURN WASHERLESS BALL, REPLACE O-RING & WASHER
<b>DRIP AND SPINY LEAKS UNDER SINK</b> ▶ COMPRESSION STEM ▶ CARTRIDGE ▶ WASHERLESS BALL	REPLACE O-RING ON SPIND OR O-RING
<b>LOW FLOW OF WATER FROM SPOUT</b>	REPLACE OR CLEAN BALLER



GENUINE SOLUTIONS

### GENUINE FAUCET REPAIR PARTS

Do it right... Fix your faucet with a genuine part

1. Genuine Repair Parts are specified by the manufacturer for their product.
2. Warranties on faucets remain valid with genuine repair parts.
3. Manufacturer part number on the package is the same as referenced in instructions and/or website.



GENUINE SOLUTIONS

# Lincoln Products Merchandising

## Category Headers

### GENUINE TOILET REPAIR PARTS

Do it right... Fix your toilet with a genuine part

1. Genuine Repair Parts are specified by the manufacturer for warranty.
2. Manufacturer part number on the package is the same as referenced in instructions and/or website.
3. Ensure optimal operation with every flush.



GENUINE SOLUTIONS

### PLUMBING TOOLS



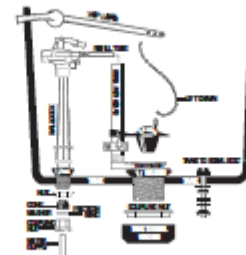
GENUINE SOLUTIONS

### TOILET REPAIR GUIDE



#### Troubleshooting & Solutions

PROBLEM	FILL VALVE'S FLAP IS NOT SET	FLUSH VALVE IS NOT SET	FLAPPER	IS THE BASKET	WAX RING
CONSTANTLY RUNNING	●	●	●		
NOISY	●				
RUNNING ON & OFF	●		●		
SLOW FILLING TIME	●				
LOWERS OVERFLOW TRIP & BOWLS		●		●	
LONG AT ONCE OF BOWL					●



GENUINE SOLUTIONS

#### SAVE WATER

Leaky toilets can waste as much as 6,500 gallons of water a month, that's 200 gallons of water each day!

#### CHECK FOR LEAKS

Place three drops of food coloring in the tank. If the bowl turns color after 15 minutes, you have a leaky toilet.

#### INSTALLATION CHECKLIST:

Before installing your new toilet, be sure to have the following:

- ▶ Wax Bowl Ring
- ▶ Toilet Bolt Set
- ▶ Water Supply
- ▶ Water Supply Valve
- ▶ Caulking